



**Express Publishing**



# English is FUN



**Episode 1-2**

**Xmas & St.Valenitine's Lessons**

We are happy to invite you to look through the ready-made lessons designed for special occasions such as Christmas, St. Valentine's Day, Easter, etc.

Feel free to download the materials and use them for your lessons.

Please note that further publication is forbidden as these materials were established only for the teachers to be used in the lesson.



Last year Express Publishing Ukraine hold the competition for teachers of English called “Xmas celebration in different countries”. Participants were supposed to create lesson plans for festive lessons.

The winners’ lessons are published here in this booklet and you are invited to look through them.

1st place: Andriiy Verboviy (Chernivtsi)

2nd place: Olena Nozdrachova (Chernivtsi)

3rd place: Yulia Krasnoportko (Chernivtsi)



**Teacher: Andrii Verbovyi (Chernivtsi)**

1st place winner of the competition.

**Grade: 9**

**Topic: When in Rome (online lesson)**


**Date: November 2, 2021**

**Number of students: 17**

<b>Stage Aims</b>	<b>Time</b>	<b>Interaction</b>	<b>Procedure</b>
<b>Warmer</b> - To provide students with initial speaking practice describing their current mood and comparing it with holiday spirit	2 min	Teacher- Individual students- Open Micro-phone/Chatbox	The teacher places a `Squirrel Scale` picture in the chatbox. (Internet stock photo) The students describe their mood at the moment. The teacher asks the students to compare their mood today with their usual Christmas mood and encourages the students to pick a different picture and provide reasoning (see the picture attached)
<b>Lead-in</b> -to elicit Christmas associations -to develop speaking skills while justifying the choice and making conclusions	2 min	Menti.com Teacher - individuals	The teacher shares a link in the chatbox and asks the students to come up with their immediate associations with Christmas. (menti.com) <a href="https://www.menti.com/95kui5162h">https://www.menti.com/95kui5162h</a>  The word cloud is then shared with the class and the learners analyze the associations, making generalizations and drawing conclusions. (Self-designed by Andrii Verbovyi, 2021)
<b>Picture-based questions on a humorous Christmas picture</b> -To write questions based on the picture, trying to avoid the obvious ones (Group 1) -To predict the questions and write the possible answers (Group 2) - to match the questions with the answers and draw conclusions about the types of questions (open and closed)	8 min	Breakout rooms, groups	The students are subdivided into 2 breakout rooms and work with the same picture in separate Google documents having the same picture. Group 1 comes up with possible questions that might be difficult to answer. <a href="https://docs.google.com/document/d/1d0G5qhyfNULPujypAyOXixSwOePDqFKNeBaswAKBoA/edit?usp=sharing">https://docs.google.com/document/d/1d0G5qhyfNULPujypAyOXixSwOePDqFKNeBaswAKBoA/edit?usp=sharing</a>

			<p>Group 2 is supposed to predict the possible questions and write the answers for them.</p> <p><a href="https://docs.google.com/document/d/1DnEPfoiARuVPqfksmQiGEctHATh79IIHuEUiOaQ-uXA/edit?usp=sharing">https://docs.google.com/document/d/1DnEPfoiARuVPqfksmQiGEctHATh79IIHuEUiOaQ-uXA/edit?usp=sharing</a></p> <p>(Self-designed by Andrii Verbovyi, 2021)</p> <p>In a debriefing session in the main hall the learners define the questions that were difficult and easy to answer and classify them into open and closed ones.</p>
<p><b>Jigsaw Reading</b>  <b>Christmas Traditions in Denmark</b>          -to get acquainted with a definite slide of the PPT presentation and share the main gist of the subtopic with the fellow students          -to ask questions about one subtopic and be ready to provide clarification</p>	10 min	Breakout rooms, groups. Speakers' presentations in the main hall	<p>The PPT `Christmas Traditions in Denmark` is shared with the learners and they are given separate tasks to give a summary of a definite subtopic (Slide 2- <b>Christmas traditions in Denmark</b>, Slide 3-<b>Unusual traditions in Denmark</b>, Slide 4- <b>Gift game</b>).</p> <p>(Self-designed by Andrii Verbovyi, 2021)</p> <p>The students create a summary of the subtopic in a breakout room and a spokesperson presents in in the plenary which is followed by a questions and answer session in the main hall.</p>
<p><b>Comparative Analysis, Speaking extension</b>          -To identify similarities and differences between holiday traditions in Denmark and Ukraine          -To suggest the customs and traditions that could be shared with foreigners and tried while participating during an exchange program</p>	10 min	Breakout rooms, speakers' presentation in the main hall	<p>The teacher creates 2 breakout rooms and gives separate tasks. Group 1 should discuss the similarities and differences between the Christmas traditions in Ukraine and Denmark in terms of unusual customs, traditional ways of celebration and gifts and chooses a spokesperson to present their findings.</p> <p>Group 2 should come up with a list of customs and traditions that could be shared with foreigners who are staying in Ukraine and another list including the traditions that Ukrainian students might be engaged while participating in an exchange program in Denmark.</p>

<p><b>Listening Comprehension.</b>  <b>Speaking+</b>  <b>Writing</b>  <b>(proverb based)</b>          -to express opinions on a proverb          - to develop listening skills          -to create mini-dialogues</p>	<p>10 min.</p>	<p>Teacher, whole class, pairs in breakouts</p>	<p>Students watch a video explaining the proverb 'When in Rome, do as the Roman do', take notes and express their opinion on it, provided justification for either supporting or refuting it. <a href="https://www.youtube.com/watch?v=o9XAIUsq06M">https://www.youtube.com/watch?v=o9XAIUsq06M</a> (Youtube video)</p> <p>Then they create similar mini dialogues in pairs and present in in plenary.</p>
<p><b>Reflection</b></p>	<p>3 min</p>	<p>Teacher, individuals</p>	<p>Learners express their ideas in the 'KWL' mode according to the table. (KWL reflection stock photo)</p>



*Thank you for the lesson!*

**Teacher: Olena Nozdrachova (Chernivtsi)**

2nd place winner of the competition.

**Grade: 8-9**

**Topic: Christmas Around the World**

**Date: December 27, 2021**

**Number of students: -**

**Learning Objectives**

Students will be able to read different informational texts and compare and contrast the celebration of Christmas in two different countries.

**Introduction**

*(5 minutes)*

- Tell students that today we will be learning about how people celebrate Christmas in different countries and comparing and contrasting Christmas in different countries around the world.
- Ask students if they celebrate Christmas, and, if so, to share some of their favourite Christmas traditions including activities, foods they eat, etc.

**Explicit Instruction/Teacher modeling**

*(10 minutes)*

- Tell students that as a class we will read about Christmas in the Philippines
- Draw a diagram on a piece of chart paper.
- Label one circle as “Christmas in the U.S. ” and the other circle as “Christmas in the Philippines.”
- Tell students that as we are reading they will be looking for examples of how Christmas in the Philippines is similar to Christmas in the United States. This information will go in the overlapping section of the two circles on the Diagram.
- Tell students that we will also be looking for examples of how Christmas in the Philippines is different from Christmas in the U.S. This information will be written in the circle under the correct heading. For example, in the Philippines they celebrate Christmas during the summer, but in the U.S. they celebrate Christmas during the winter.
- Remind students that they do not have to write on the Venn diagram using complete sentences. Instead, they can use single words or phrases (e.g. Christmas during summer).

**Guided Practice**

*(10 minutes)*

- Project the Christmas in the Philippines Worksheet on the board.
- Read the information aloud and ask students to follow along silently.
- Remind students to be listening closely for examples of how Christmas in the U.S. compares and contrasts with those celebrating in the Philippines.
- After reading, refer back to the diagram and call on volunteers to contribute ideas to fill in the diagram.
- Write students’ ideas in the appropriate place and remind students where to write information that is similar and information that is different on the Venn diagram.

**Independent working time**

*(20 minutes)*

- Tell students that it is their turn to compare and contrast Christmas in two different countries.
- Distribute the Christmas in Mexico and Christmas in Sweden worksheets.
- Tell students that they will be reading these two informational texts and comparing and contrasting how people celebrate Christmas in these two countries.
- Distribute the Nonfiction Compare and Contrast worksheet to each student.
- Tell students that they will use this worksheet to write down their contrasts and comparisons between Christmas in these two countries.

### **Differentiation**

**Support:** Read each informational text aloud to students needing extra support. Talk through their ideas with them before they move onto filling in the Nonfiction Compare and Contrast worksheet.

**Enrichment:** Give students a copy of the Christmas in England worksheet, and ask them to add a third circle to their Nonfiction Compare and Contrast worksheet so that they are comparing and contrasting three different informational texts.

### **Assessment**


*(10 minutes)*

- On the board write some different categories for students to use to compare and contrast Christmas in different countries, such as food, names for Santa Claus, weather during Christmas, beginning and end of Christmas celebrations, etc.
- Tell students that you will read aloud an informational text called "Christmas in the Philippines."
- As they are listening, ask students to compare and contrast Christmas in the Philippines with Christmas in New Zealand.
- After reading, go through the categories on the chart paper. Ask students to give a thumbs up if people celebrate in the same way or a thumbs down if people celebrate differently for each category.

### **Review and closing**

*(5 minutes)*

- Discuss unique cultures and traditions with the following questions:
- Are there any similarities with how they celebrate Christmas compared to how people celebrate in Sweden and Mexico?
- Are there any differences with how they celebrate Christmas compared to how people celebrate in Sweden and Mexico?



Scan the qr-code to download  
the materials of the lesson ↓↓↓



*Thank you for the  
lesson!*



**Teacher: Yulia Krasnoportko (Chernivtsi)**

3rd place winner of the competition.

**Grade: 8**

**Topic: Amazing Facts About Christmas Traditions in Spain.**


**Date: December 26, 2021**

**Number of students: 11**

Stage Aims	Time	Interaction	Procedure
<b>Lead in</b> to set the context for the lesson and generate interest	8 min	- Ss look at photos for understanding information about Christmas Traditions; - Ss get the main information from the announcement. TS SS ST TS-ST	- can get the necessary information from the greeting cards, invitation cards; - distinguish holidays by signs and symbols; - <b>give H/O</b> - (Game 1) 2 minutes in pairs match them all; Ask for volunteers to go to the board and draw up answers; <b>Mini FB:</b> were they all correct?
<b>Lexis</b> to introduce vocabulary for listening stage	7 min	- Ss draw three or more of the words to incorporate into a poem or story; - interactive break; - T elicits list of Christmas and winter vocabulary in the classroom, including:  SS ST - TS - ST	Hangman and Bingo games, crafts, worksheets, story starters; <b>Prize to winning team</b> / but praise both teams; <b>On WB</b> - The 4 groups of 3 sentences; <b>P:</b> Model and drill pronunciation - linking of the words: looks_like, looks_as_if
<b>Listening</b> Pre-Listening; While- Listening; Post- Listening	10 min	- Ss listen to the story about Christmas in Spain: <a href="https://youtu.be/kJ_Ji_4R-Q0">https://youtu.be/kJ_Ji_4R-Q0</a> - offer opportunity for class discussion and more interaction among students; - perceive the text structure; - keep themselves concentrated throughout the	Ss produce a simple project; Feedback on board;  Discussion why and refer back to the form on the board;  Have a second (freer) exercise ready in case they manage to do this quickly and successfully. (separate HO)

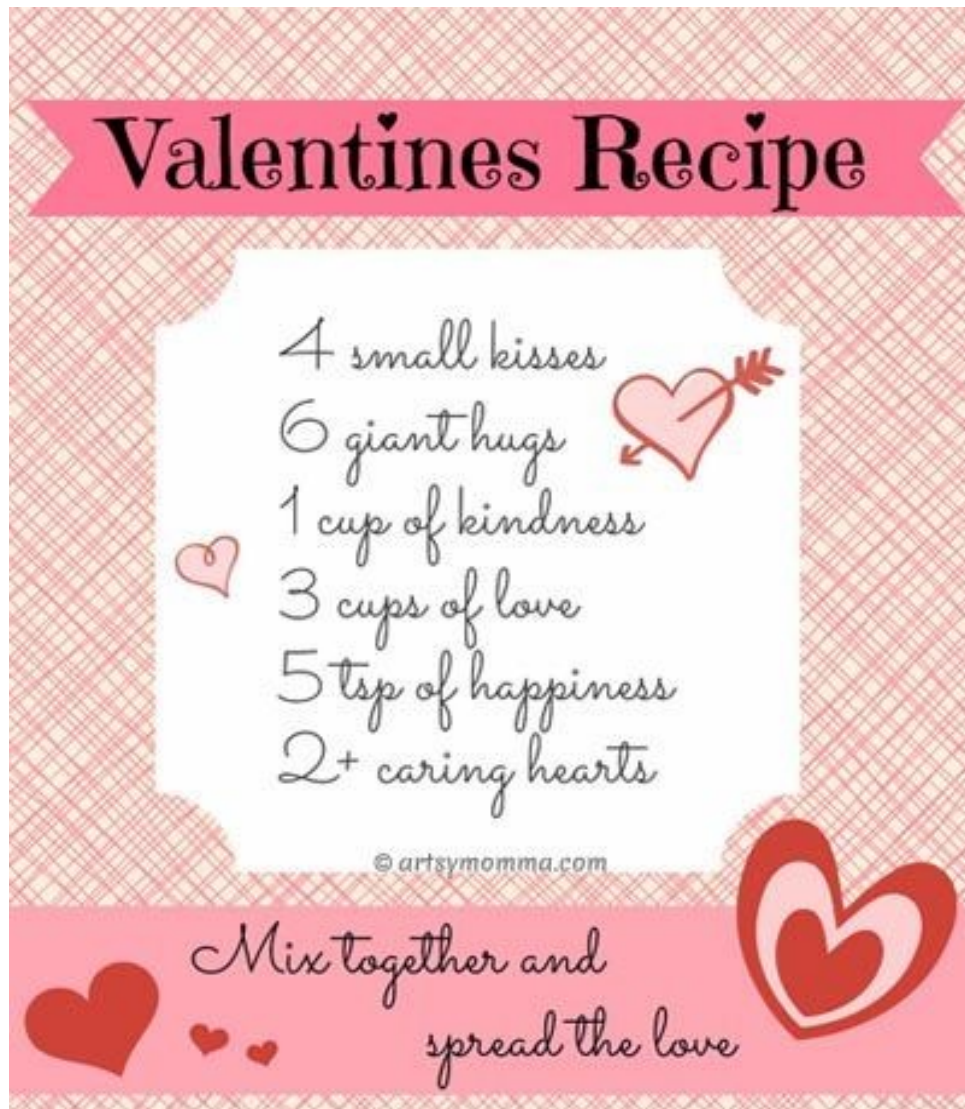
		<p>passage; - listening for the speaker's attitude.</p> <p>T SS TS - ST</p>	
<p><b>Presentation</b> - to manipulate form; - to provide restricted practice in using English language and standardise pronunciation</p>	12 mins	T elicits English language.	<p>Ss chat about holidays asking the opinion; Pair work describing / guessing using TL. Tick off the ones you worked on; <b>FB:</b> Random nomination. Which ones did you pick to describe? Did you find it difficult?</p>
<p><b>Less restricted written practice</b> - to provide a written record;</p>	3 mins	Ss write 2 sentences about their wishes.	Feedback
<p><b>Authentic practice</b> - to give students authentic practice</p>	3 mins	Ss describe their own emotions while celebrating different holidays, understand other people beliefs and points of view.	Brainstorm and organize their ideas
<p><b>Summarizing / Feedback / Assessment</b></p>	2 mins	TS ST	<p><b>Summarise</b> the language covered in the lesson - comment on good use of language picked up from monitoring the students during FP. Did you like the lesson? What did you like? You worked well today. Your marks are good and excellent. <b>Homework:</b> briefly describe a holiday in Ukraine, make a short presentation about favourite one.</p>

Scan the qr-code to download the materials of the lesson ↓↓↓



*Thank you for the lesson!*





Express Publishing Team has designed 'The Festivities Worksheets' for students of all levels. They are already available for all teachers to download for free and use with their students.

If you visit <https://www.teachers-corner.co.uk/free-resources/festivities-worksheets/> you will find attractively decorated worksheets for levels A1-B2 ( Secondary) on various festivities.

Follow the link to download "Festivities worksheets for Primary-Levels 1-6": <https://www.teachers-corner.co.uk/free-resources/festivities-worksheets-primary/>





# Happy Valentine's Day!

1 Find the Valentine's Day words! Choose and write.

flowers

chocolates

pencil

Valentine

bike


card

teddy bear

lion

kite

love



# Valentine's Day

1 Do the sums. Find the correct words.

$$\begin{array}{r} 12 \\ + 6 \\ \hline \end{array}$$



52 18 34 26 32

$$\begin{array}{r} 17 \\ + 9 \\ \hline \end{array}$$



$$\begin{array}{r} 27 \\ + 25 \\ \hline \end{array}$$



$$\begin{array}{r} 24 \\ + 8 \\ \hline \end{array}$$



$$\begin{array}{r} 21 \\ + 13 \\ \hline \end{array}$$



$$\begin{array}{r} 22 \\ + 33 \\ \hline \end{array}$$



35 51 49 55


$$\begin{array}{r} 16 \\ + 19 \\ \hline \end{array}$$




$$\begin{array}{r} 34 \\ + 15 \\ \hline \end{array}$$



$$\begin{array}{r} 26 \\ + 25 \\ \hline \end{array}$$



2 Now complete the Valentine's cards with the words from Ex. 1.



# Valentine's Day

# Shopping!

1 Do the sums. Read and circle Yes or No.



1 £ \_\_\_\_\_



Can you buy the box of chocolates?

Yes / No

2 £ \_\_\_\_\_



Can you buy the flowers?

Yes / No

3 £ \_\_\_\_\_



Can you buy the teddy bear?

Yes / No

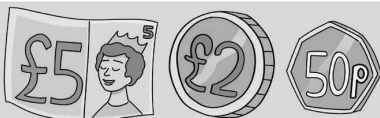
4 £ \_\_\_\_\_



Can you buy the Valentine's card?

Yes / No

5 £ \_\_\_\_\_



Can you buy the cake?

Yes / No

# Valentine's DAY

Valentine's Day is on 14<sup>th</sup> February. It's a special day to celebrate love and friendship. You can see lots of hearts everywhere, from balloons to shop windows. In many countries, people give cards, flowers or chocolates, and go out for a special dinner with the person they love.

## 1 Unscramble the letters and write the words.

HAETR

1					9
---	--	--	--	--	---



OLCHAOTEC

							2		
--	--	--	--	--	--	--	---	--	--



TNERPES

3						8	
---	--	--	--	--	--	---	--



DARC

			11
--	--	--	----



WOELFR

	6				7	
--	---	--	--	--	---	--



VLOE

		5	
--	--	---	--



PPAYH

				4
--	--	--	--	---



ORSE

		10	
--	--	----	--



### • Find the secret message!

1	2	3	3	4
---	---	---	---	---

5	2	6	7	8	9		8	7	'	10
---	---	---	---	---	---	--	---	---	---	----

11	2	4	!
----	---	---	---

# Valentine's Day Fun

1 How much do you know about Valentine's Day? Read and choose True or False.

START



1

Every year, on **14th February**, people all around the world celebrate Valentine's Day by exchanging gifts, chocolates and flowers.

True - False

2

People sign Valentine's cards and letters with the letter '**Q**' instead of their names when they want to remain secret.

True - False

3

GO BACK TO START!



4

Shop windows are often decorated with red leaves on **Valentine's Day**.

True - False

7

PLAY AGAIN!

8

You can buy **stamps** on the Internet that smell like roses for your Valentine's Day letters and cards.

True - False



MISS A TURN!

9

In **Japan**, women usually give men presents for Valentine's Day!

True - False

10

Valentine's Day is an official holiday in the **UK**.

True - False

11

12

People in the **USA** spend over a million dollars buying Valentine's Day gifts for their pets.

True - False

15

GO BACK TO START!

FINISH



The first **Valentine's Day cards** in history were sold in the 1990s.

True - False

14

The tradition of giving a box of chocolates on **Valentine's Day** began in the UK in the 19th century.

True - False

13



1 True 2 False 3 True 4 False 5 True 6 False 7 True 8 True 9 True 10 True 11 False 12 True 13 True 14 False 15 True

Answer Key



# The History of Valentine's Day Cards

1 Read and answer the questions.

**Valentine's Day** is on 14th February. It's a day when millions of people all over the world celebrate love.

The first Valentine's Day cards were created in England in the 1700s. They were printed on paper or made from wood, and were decorated with different symbols of love, like hearts and flowers. Sometimes there were also short love poems painted by hand inside.

By the 19th century, sending Valentine's Day cards was very popular, especially in America. Some of the cards had beautiful handmade designs, making them very expensive tiny works of art to buy and send!

Today, giving and receiving Valentine's Day cards is a tradition all around the world. With the help of the Internet, e-cards have made Valentine's Day trendier than ever before!


- 1 When is Valentine's Day?
- 2 What do people celebrate on Valentine's Day?
- 3 Where were the first Valentine's Day cards made?
- 4 What materials did people use to make the first Valentine's Day cards?
- 5 Why were Valentine's Day cards expensive in America in the 19th century?
- 6 What do people today send online on Valentine's Day?

2 Read again and find a word that means ...

- 1 to take part in a special occasion = \_\_\_\_\_
- 2 created by hand = \_\_\_\_\_
- 3 something that has got a high price = \_\_\_\_\_
- 4 very small = \_\_\_\_\_
- 5 more popular = \_\_\_\_\_



1 Read the Valentine's Day poem and match the words in bold to the pictures.





# Valentine's DAY

On 14th February, you can share **1) gifts** with friends to show you care!

We give them valentine cards and **2) hearts** and flowers of pink and red.

Valentine's Day is lots of fun with **3) sweets** and treats for everyone!

2 Write the letters below the pictures to solve the puzzle and read a special Valentine's Day message for you!



1 Read the text. Use the words in bold to do the crossword and solve the puzzle.

## Valentine's Day

Valentine's Day is on 14th February. It's a day for **love**! People wear **red** and **pink**. There are Valentine's Day **decorations** like **hearts** and **cupids**, and lots of people go to **parties** to spend Valentine's Day together. They give **cards** to their friends and play **games**.

Some people also give **presents** to the person they love on Valentine's Day, like **flowers**, **chocolates** or a **cake**. It's a happy day!

How does  
**CUPID**  
make people  
fall in **LOVE**?



He \_\_\_\_\_ !

1 Read the text and complete the gaps with the words in the box.

• wedding

• daughter

• gifts

• priest

• fighters

• prison

• death

• married

• ruler

• orders

## The Legend of Saint Valentine

Saint Valentine was a Christian **1)** \_\_\_\_\_ who lived in Rome about 1,700 years ago. The **2)** \_\_\_\_\_ of Rome at that time was Emperor Claudius II, who decided that keeping men single would make them more likely to join his army and to be better **3)** \_\_\_\_\_. He made a law that said no young men would be allowed to get **4)** \_\_\_\_\_. In fact, he said that any priest caught performing a **5)** \_\_\_\_\_ would be put to death!


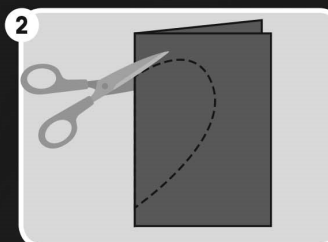

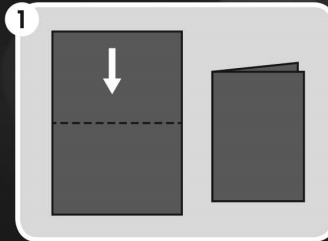
According to the legend, Saint Valentine disagreed with the emperor's **6)** \_\_\_\_\_, so he started performing secret weddings. He knew there was a chance of being caught, but he did it anyway. However, Claudius found out what he was doing and had him thrown into **7)** \_\_\_\_\_. Many of the young couples he married came to the prison to thank him for what he had done. They gave him flowers and notes, and they promised that they would always remember him.

In prison, Saint Valentine fell in love with the **8)** \_\_\_\_\_ of one of the guards. She visited him as often as she could, and they wrote each other notes on the days that she couldn't visit. Emperor Claudius ordered Saint Valentine be put to **9)** \_\_\_\_\_ on 14th February, and on that day, he left one last note for the guard's daughter. At the bottom, he signed it, "from your Valentine." Today we celebrate Valentine's Day by giving our 'Valentine' – the person we love – cards, flowers and **10)** \_\_\_\_\_ to remember Saint Valentine and to remember the importance of true love.

## How to make a valentine card

It's quite easy to make a valentine card. All you need is a white sheet of paper, a red sheet of paper, a pencil, a pair of scissors and some glue.

First, fold the red sheet of paper in half. Next, use your pencil to draw a line on the red sheet of paper that looks like half a heart. Make sure the folded part of the paper is on the inside of the line! Then, use your scissors to cut carefully along the line. Unfold the cutout and you will have two red heart shapes – the cutout and the cutaway! Finally, glue one of the red heart shapes to the white sheet of paper. You can decorate your card with glitter, stickers or paint to make it special! Write a message on the inside of your card and sign it "from your valentine", and it's finished. You are ready to give it to your valentine on Valentine's Day!



2 Which of the steps can you see in the pictures 1-4?

3 Now make your own valentine card.

1 Read the text and complete the gaps with: *myth, music, name, three, gifts, friendship, world, boyfriend, residents and countries*. Which traditions are followed in your country?



## Valentine's Day around the WORLD

### England



In parts of England, there is a 1) \_\_\_\_\_ around Valentine's Day similar to the story of Father Christmas at Christmas. People spend the evening of 13th February, Valentine's Eve, waiting for Jack Valentine. Jack knocks on the door and leaves sweets and gifts at each house. This custom started in Norfolk, England almost two hundred years ago, and 2) \_\_\_\_\_ of the area continue the fun tradition to this day!

### Brazil



Brazilians have a day to celebrate love, but it isn't 14th February like in many other countries. Instead, they exchange 3) \_\_\_\_\_, sweets and flowers with their loved ones on 12th June, which they call Dia dos Namorados, or 'Day of Sweethearts'. It's not just a day for romantic love, either. People spend time with family and friends, and give them gifts too, to celebrate everyone that they love. It's a fun day for everyone with parties and live 4) \_\_\_\_\_ all over the country!

### Finland



In Finland, people don't celebrate romance on Valentine's Day like in other 5) \_\_\_\_\_. They want everyone to feel included, so 14th February is a holiday called Ystävänpäivä, which translates to 'Friends' Day'. People exchange gifts and cards with each other to let their friends know how much they mean to them. It's a great way to show each other how important 6) \_\_\_\_\_ is, and everyone can feel special!

### South Korea



South Koreans don't just have one day to celebrate relationships; they have 7) \_\_\_\_\_. It starts with Valentine's Day, or 'Red Day', on 14th February. Red Day is when women give the special person in their life sweets, flowers or chocolates. Then, on White Day, which is celebrated on 14th March, it's the men's turn to give the person they love special gifts. For those who don't have a girlfriend or a 8) \_\_\_\_\_, there's Black Day on 14th April. Singles get together with friends to eat jajangmyeon – pasta with a black sauce made from bean paste.

### South Africa



South Africans celebrate Valentine's Day in many of the same ways as others do around the 9) \_\_\_\_\_ – giving their loved ones flowers, sweets and valentine cards to show their love. However, there is a unique tradition that comes from an ancient Roman custom called Lupercalia. Women write the 10) \_\_\_\_\_ of the person they care for on a piece of paper and pin it to the sleeve of their shirt on Valentine's Day. It's a fun way to let someone know you like them!

2 Match the broken hearts to connect the tradition with the country where it is celebrated.

 <b>England</b>	 <b>Brazil</b>	 <b>Finland</b>	 <b>South Korea</b>	 <b>South Africa</b>
Women wear the name of someone special on their shirt-sleeves. 	People celebrate 'Friends' Day' to include everyone in the fun of exchanging gifts and cards. 	People spend time with family and friends listening to live music, eating, and exchanging gifts. 	There are 3 days to celebrate – one for women to give gifts, one for men and one for single people to get together! 	People wait for Jack Valentine to leave gifts on their doorstep on Valentine's Eve. 

3 **ICT** Collect information about another country's Valentine's Day celebration. Present it to the class.

